

Assembly Instruction

Parts List:







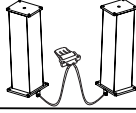
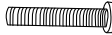




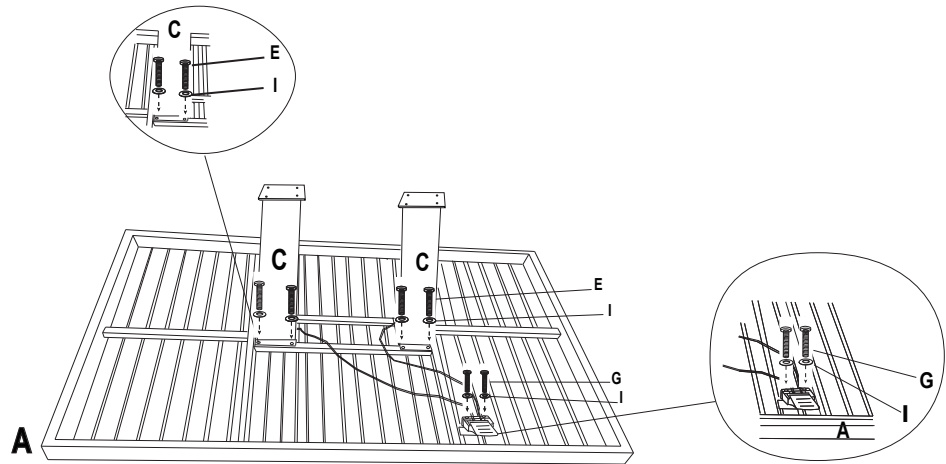
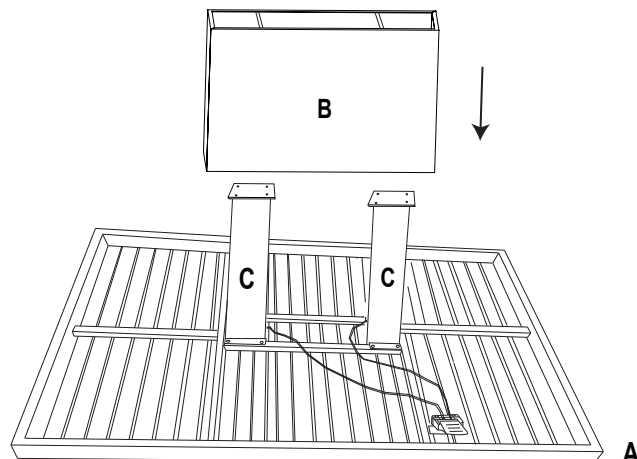
PARTS LIST											
A	TABLE RIM		1	F	BOLT(M6X45)		2	K	ALLEN WRENCH(M6)		1
B	MIDDLE FRAME		1	G	BOLT(M6X35)		2	L	ALLEN WRENCH(M8)		1
C	SUPPORTING TUBE		1	H	BOLT(M8X45)		8				
D	TABLE BASE		1	I	METAL WASHER(M6)		12				
E	BOLT(M6X25)		8	J	METAL WASHER(M8)		8				

Diagram:

step:1

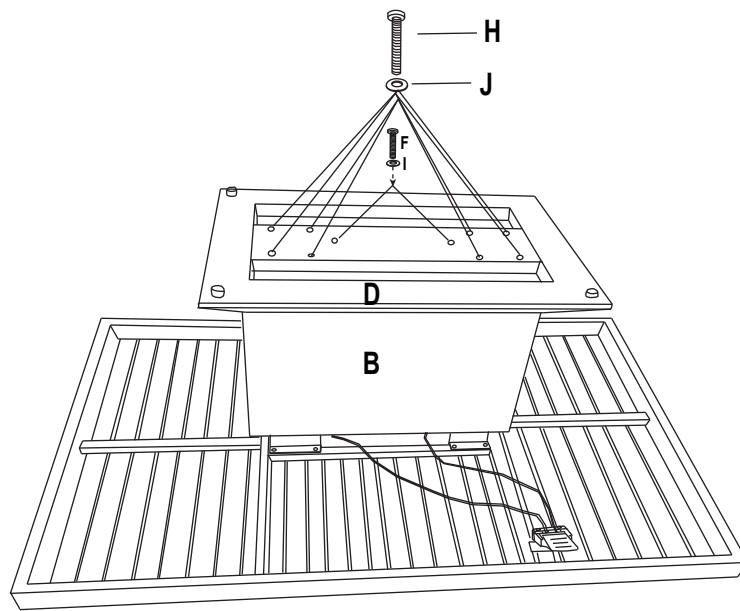


step:2

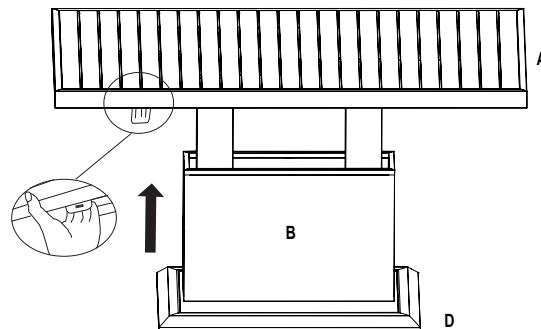


Assembly Instruction

step:3

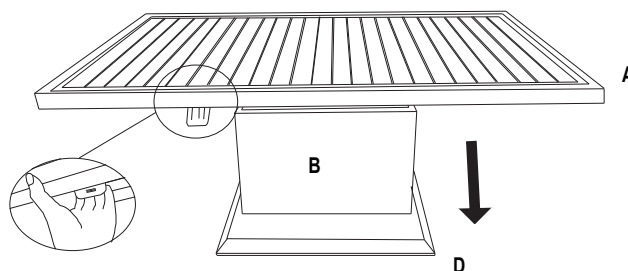


step:4



Press and hold the button as the table rises

step:5



Press the button as the table descends and press down with your hand on the center of the table as shown